



**Social Value
Portal**



**OXFORDSHIRE
COUNTY COUNCIL**

Social Value Overview - Oxfordshire County Council

April 2022 – April 2023



Certified



Corporation

Social Value in Oxfordshire

OCC Social Value Policy

2021-24 Supporting our local economy, environment and society to flourish

Our ambition is for vibrant communities and growing businesses in a zero carbon Oxfordshire. We can advance that ambition whenever we buy goods, works or services. By looking beyond the financial cost of a contract or purchase, we can also consider how it might also improve the county's economic, social and environmental wellbeing. These additional, tangible benefits are known as "social value". This policy document sets out how we will work together with our supply chain to achieve social value, and how all staff, partners and suppliers can play their part in delivering flourishing communities and a bright future for all in Oxfordshire.



Target Data from Social Value in Procurement



£2,145,040

Social & Local Economic Value

£1,835,614

Local Economic Value

£309,426

Social Value



**Diverse Local
Employment & Skills**

£1,937,361

of Social Value



**Responsible Growth
& Investment**

£134,701

of Social Value



Thriving Communities

£67,719

of Social Value



Climate Action

£5,259

of Social Value

Such as

Improving skills and
employment for local people

Creating opportunities for local
MSMEs and VCSEs

Improving health and wellbeing

Supporting local community
projects



**OXFORDSHIRE
COUNTY COUNCIL**

Social Value Targets by KPI

**Figures rounded to nearest decimal place*



Career Support Sessions

£38.8k

Of Social Value



Employing locally

£1.3m

Of Social Value



Jobs for disadvantaged people

£76.2k

Of Social Value



Community Support

£60.3k

Of Social Value



Staff Support

£77.3k

Of Social Value



Volunteering

£10.3k

Of Social Value

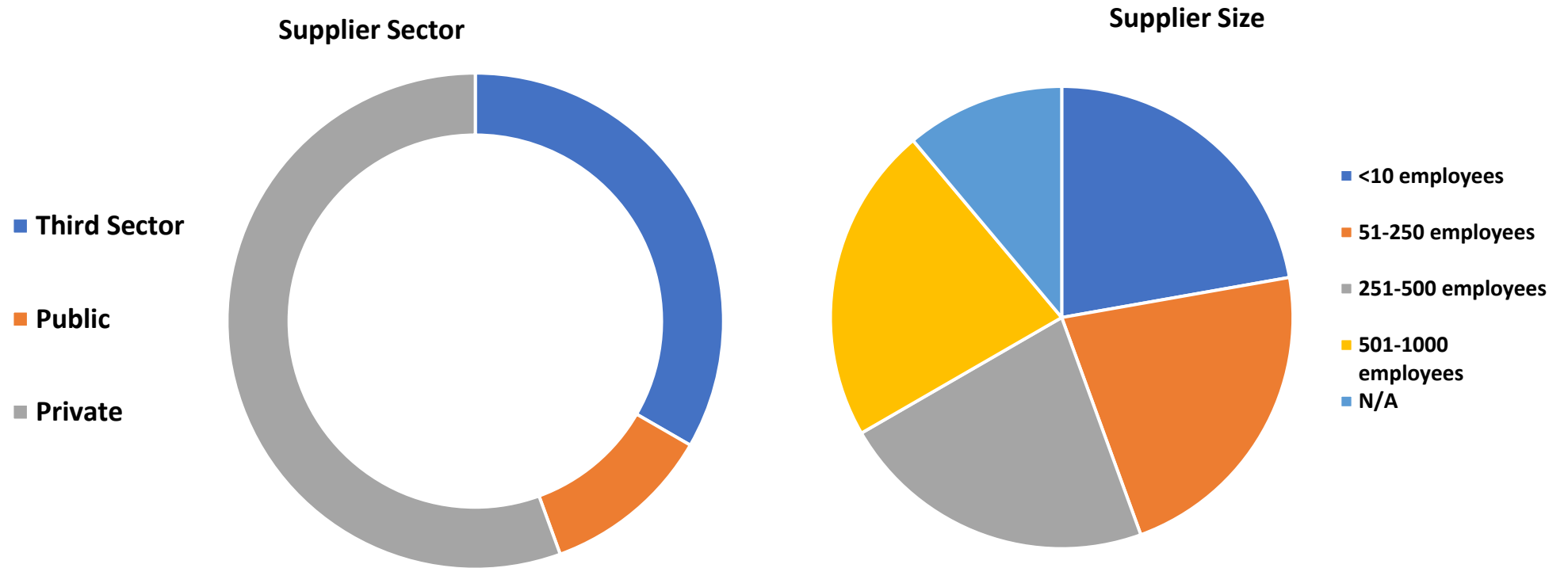


Spending locally

£13.7k

Of Social Value

Suppliers by Sector and Size



9
Suppliers

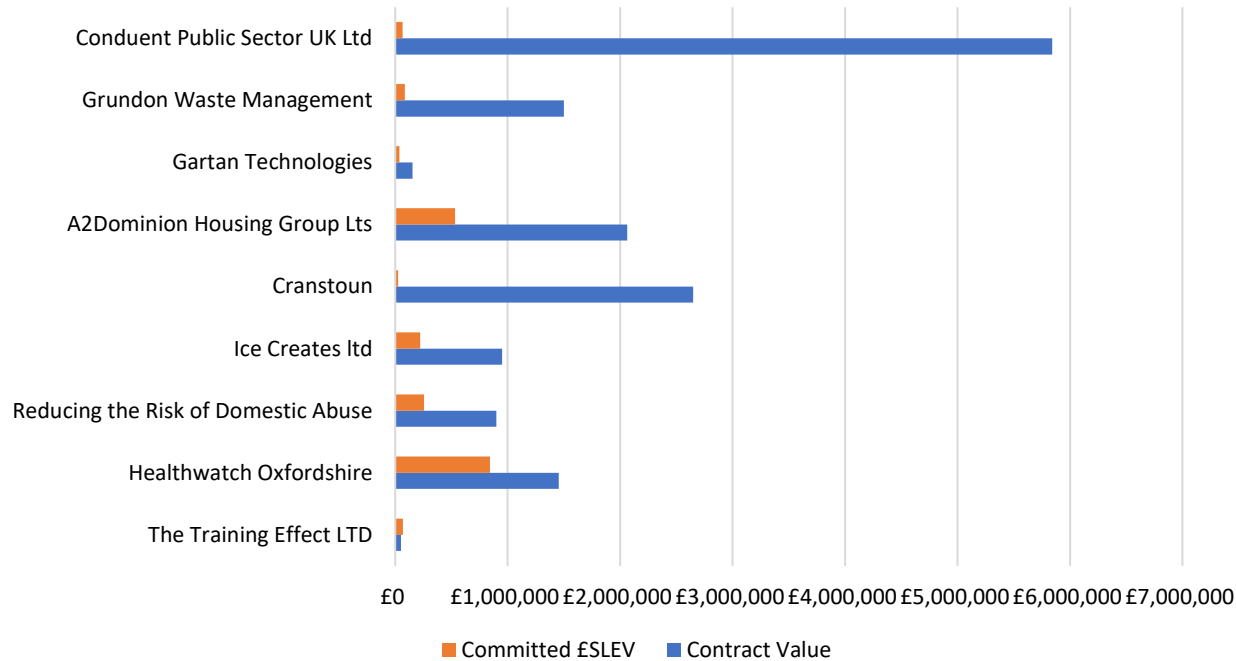
13
Live
Projects

4
Bid

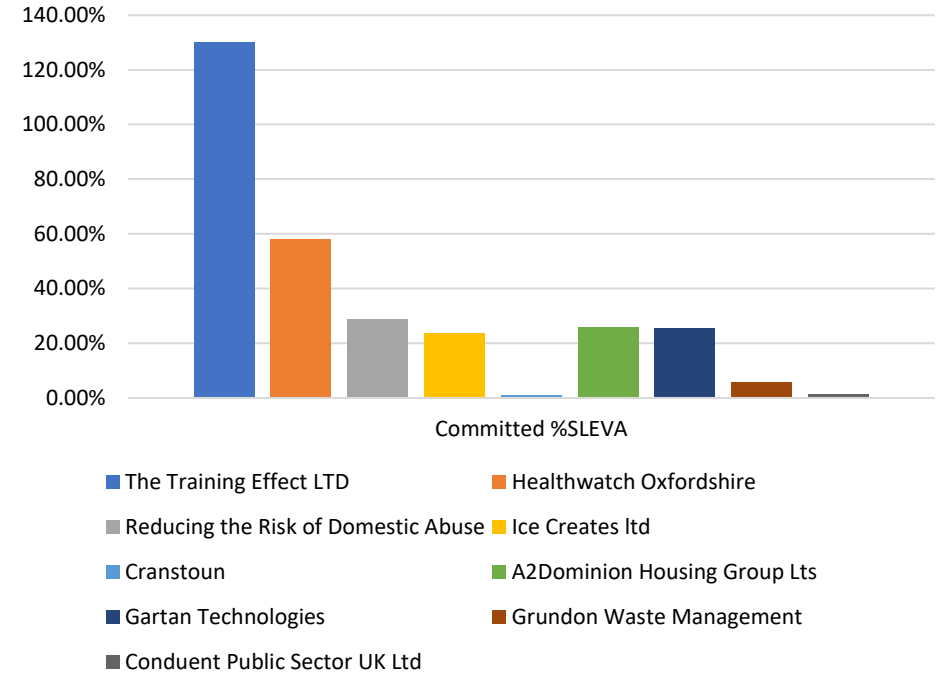
9
Manage

Supplier Committed £SLEV Statistics

Supplier Committed £SLEV



Supplier Committed %SLEVA



£15.57m
Combined
Contract
Value

£2.15m
Combined £SLEV
Commitment

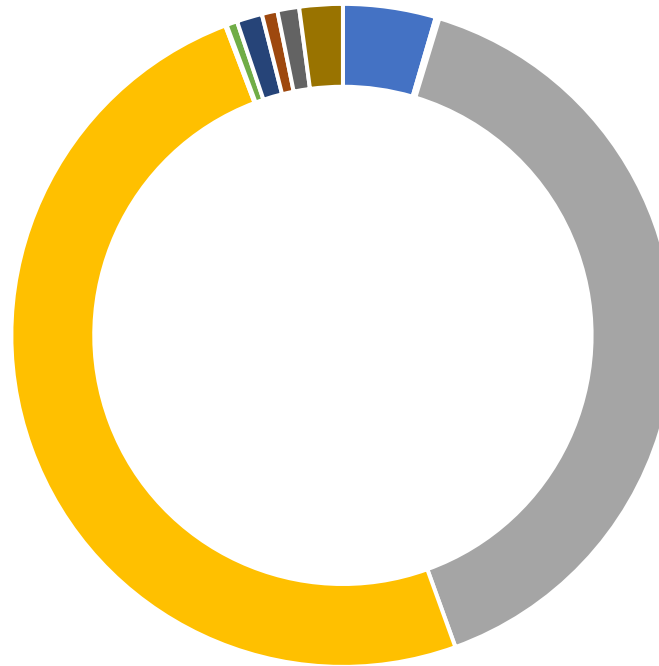
**Healthwatch
Oxfordshire**
Largest
Commitment

Conduent
Largest Contract

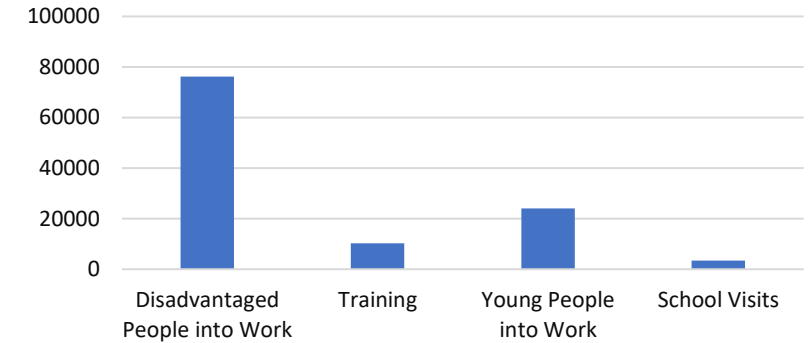
Diverse Local Employment & Skills

Local Employment & Skills - Committed SLEV

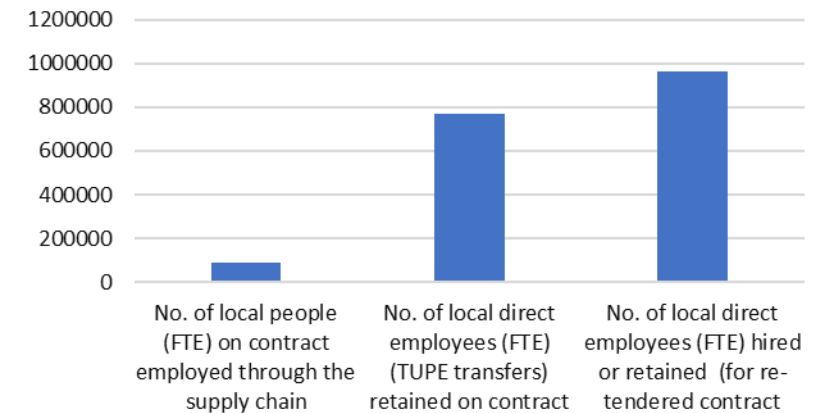
- No. of local people (FTE) on contract employed through the supply chain
- No. of staff hours spent on local school and college visits (inc. prep. Time)
- No. of local direct employees (FTE) (TUPE transfers) retained on contract
- No. of local direct employees (FTE) hired or retained (for re-tendered contract)
- No. of weeks of meaningful paid work placements (6+ weeks paid)
- No. of weeks of training opportunities on the contract - Level 2 3 or 4+
- No. of hours dedicated to support young people into work (16-24 yo)
- No. of hours supporting unemployed people into work (24 yo+)
- No. of mothers returning to work (FTE) hired on contract
- No. of armed forces veteran employees (FTE) hired on the contract (LTU)



Help into Work



Local Employment

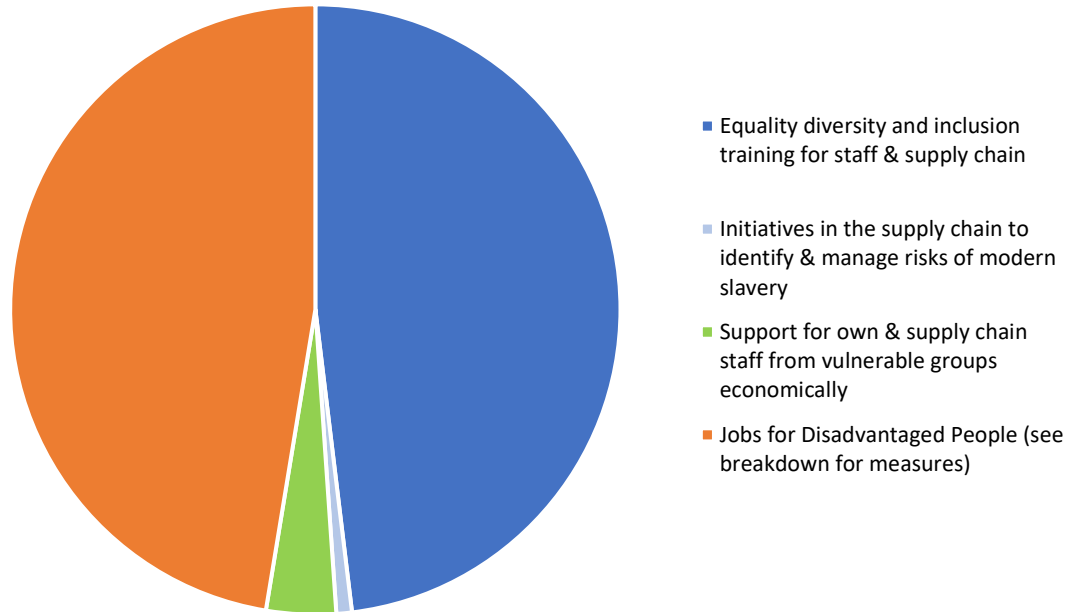


£1,937,361

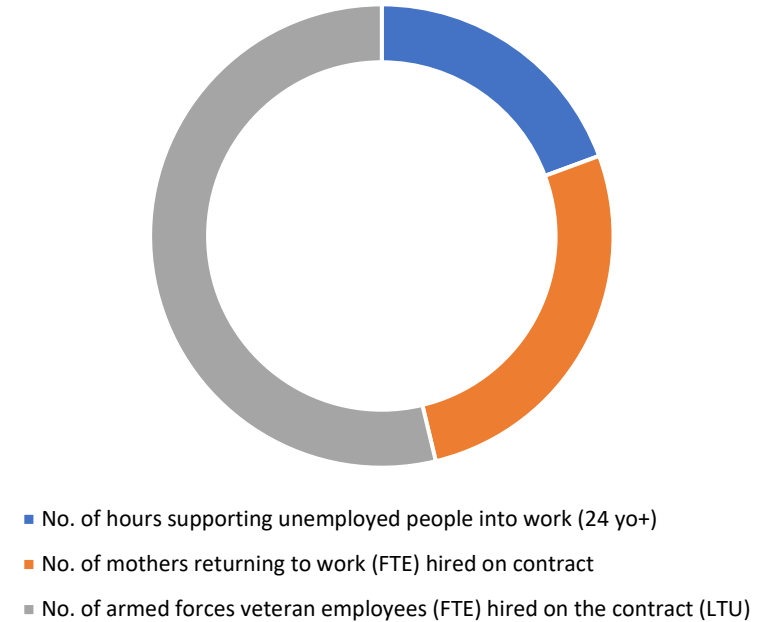
Local Employment & Skills £SLEV

Equality, Diversity & Inclusion

Committed Social Value by Measure



Jobs for Disadvantaged People - Committed SLEV



£77,302

EDI Training
(Staff & Supply Chain)

£1,320

Modern
Slavery
Initiatives

£5,940

Support for
Economically
Vulnerable
Groups

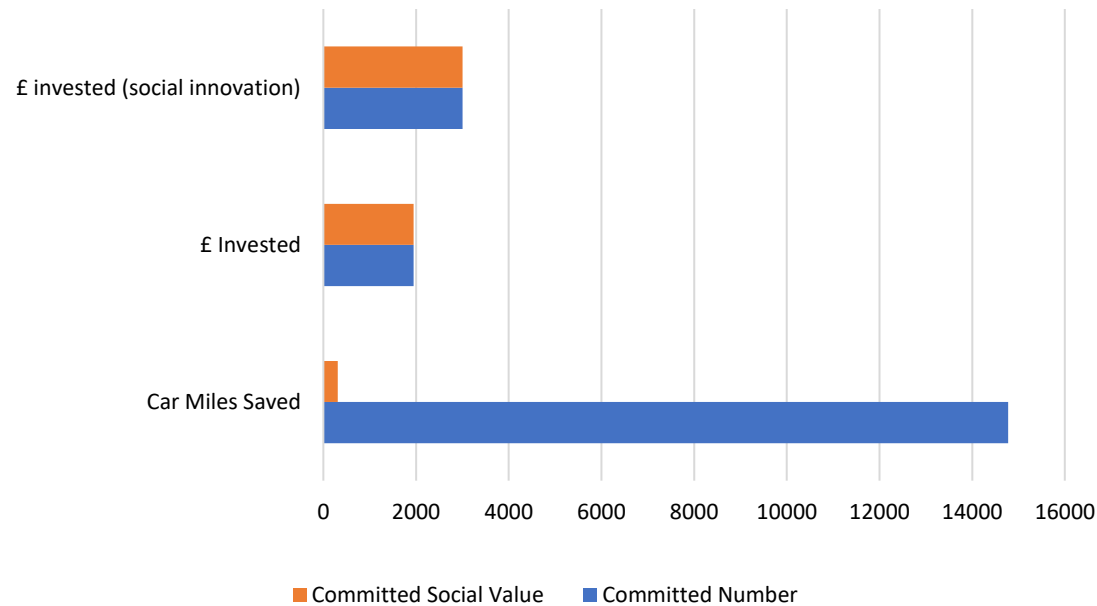
£76,213

Jobs for
Disadvantaged
People

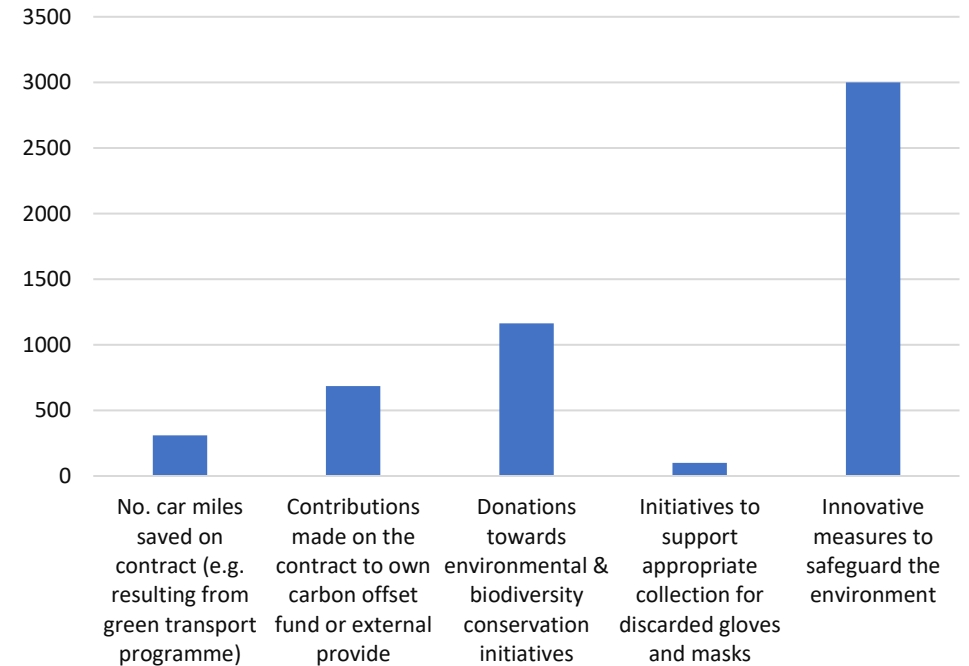


Climate Action

Breakdown by Number & Social Value



Committed SLEV



£309.86

Car Miles Saved

£1,949

£ Invested in Environmental Initiatives

£3000

£ Invested in Safeguarding the Environment (Social Innovation)